


SHOP-CUM-OFFICE PLOTS AVAILABLE SHOWN THUS



PSIEC PATIALA

LAYOUT PLAN FOR COMMERCIAL POCKET AT INDUSTRIAL FOCAL POINT PATIALA.

TOTAL AREA OF THE SCHEME:-
=1.54 ACS.

DETAIL OF PLOTS:-

S.NO.	CATEGORY OF PLOT	NO. OF PLOTS	AREA IN ACS.
01	16'-6" X 66'-0"	08	0.20
02	16'-10½" X 66'-0"	02	0.05
03	16'-6" X 82'-6"	10	0.31
04	16'-10½" X 82'-6"	02	0.06
05	12'-0" X 36'-0"	06	0.05
06	12'-4½" X 36'-0"	02	0.02
TOTAL		30	0.69 ACS.

SALEABLE AREA :- = 0.69 ACS.


NOTE
COMMERCIAL LAYOUT PLAN HAS BEEN REVISED AS PER REPORT SUBMITTED BY S.D.E PATIALA ON DATED

OFFICE OF THE GENERAL MANAGER PLANNING, PUNJAB SMALL INDUSTRIES & EXPORT CORPORATION UDYOG BHAWAN, SECTOR:-17, CHANDIGARH.

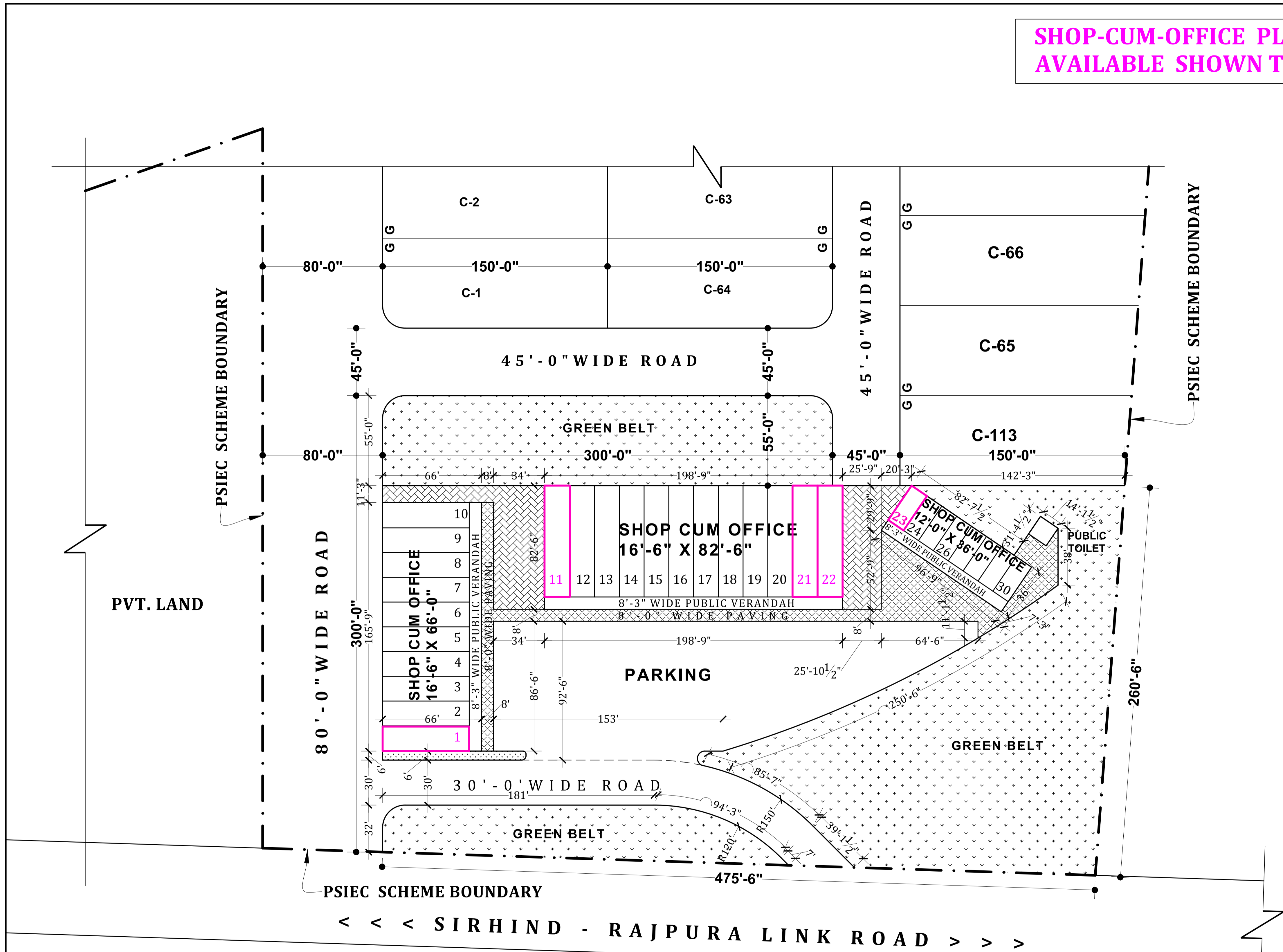
SCALE :- 40'-0" TO AN INCH
DRG. NO.:- PSIEC/G.M.P/LP-19/2016

DATED :- 05-10-2016
REV.DATED :-

DRAWN BY:-
CHECKED BY :-



ASST. TOWN PLANNER:- GENERAL MANAGER PLANNING



< < < SIRHIND - RAJPURA LINK ROAD > > >